



**NAMANGAN VILOYAT
STATISTIKA BOSHQARMASI**



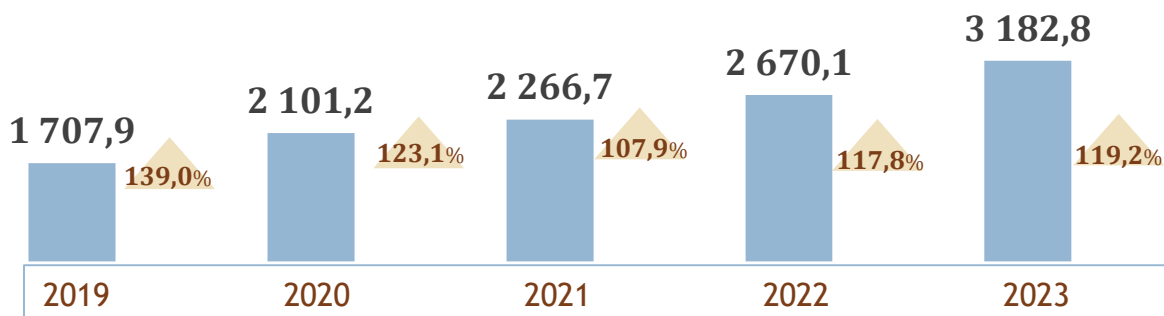
NOMINAL HISOBLANGAN O'RTACHA OYLIK ISH HAQI

*qishloq xo'jaligi va kichik tadbirkorlik
subyektlarisiz, dastlabki ma'lumotlar*

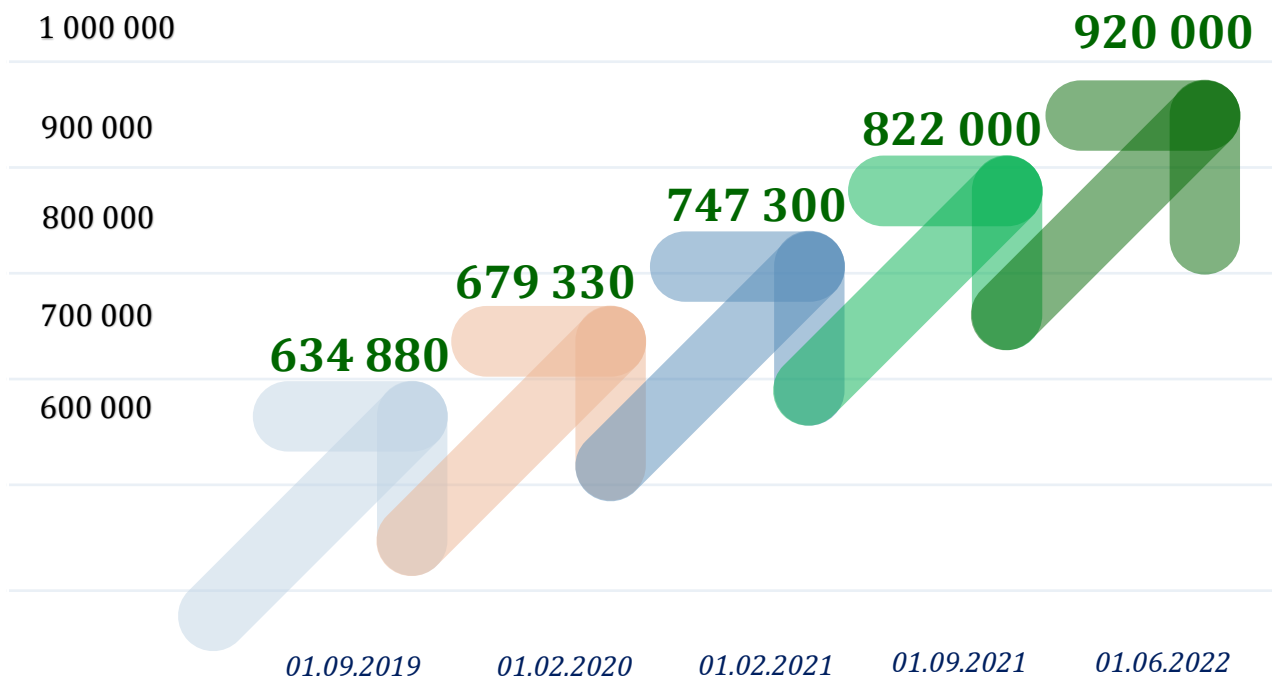
2023 - yil yanvar-mart

O'rtacha oylik ish haqining yillar kesimidagi dinamikasi

yanvar-mart o'sish darajasi o'tgan yilning mos davriga nisbatan, ming so'm



Mehnatga haq to'lashning eng kam miqdori dinamikasi, so'mda



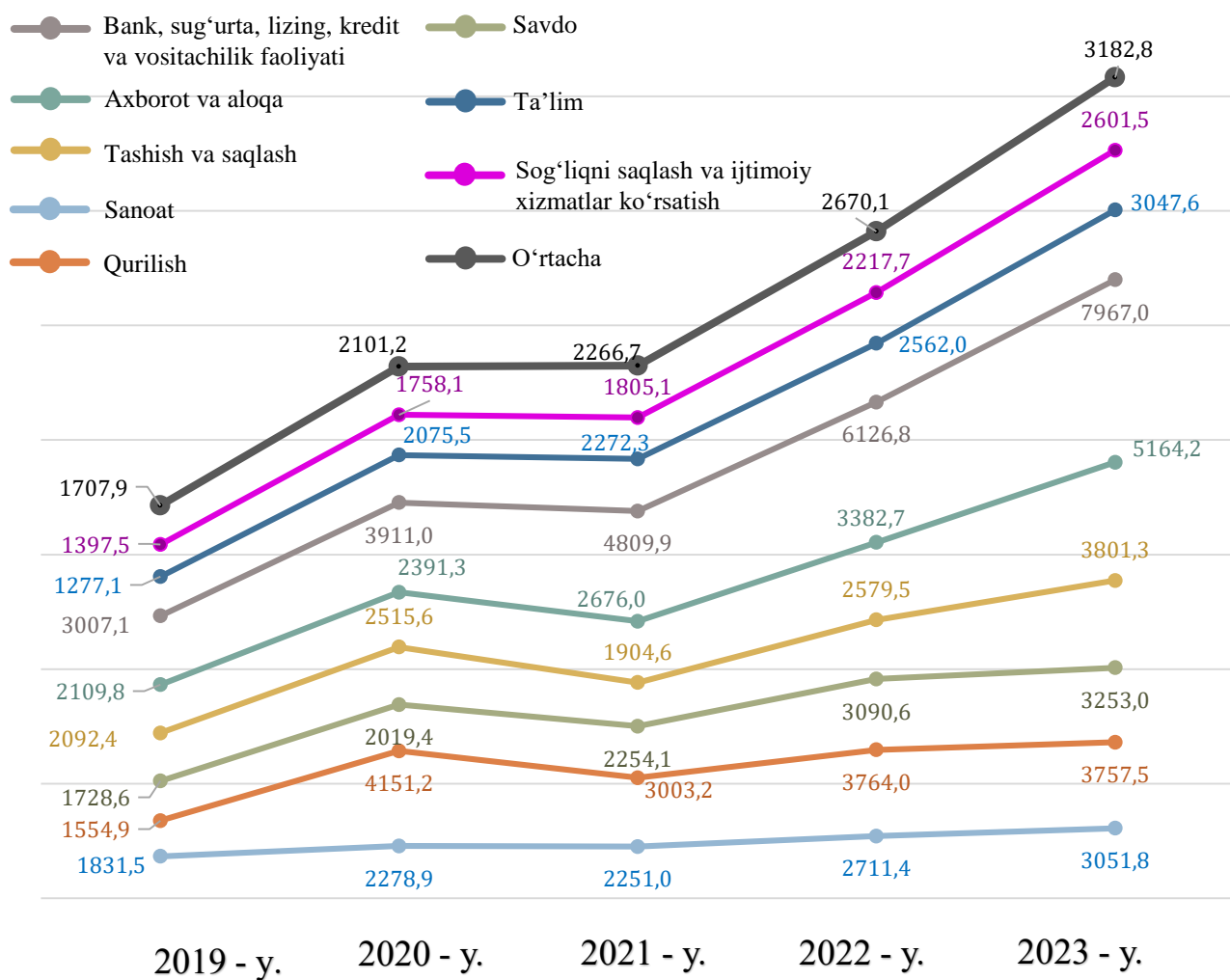
Ma'lumot uchun: Mehnatga haq to'lashning eng kam miqdoriga 2022 - yil 1 - iyundan o'zgartirish kiritildi hamda **920,0 ming so'mga** yetkazildi.

2023 - yil yanvar-mart oylari uchun o'rtacha oylik ish haqi ko'rsatkichini shakllantirishda qishloq xo'jaligi va kichik tadbirkorlik sub'yektlari **hisobga olinmagan**, chunki fermer xo'jaliklari hamda kichik tadbirkorlik subyektlari **yilda bir marta** hisobot taqdim etishi belgilangan.

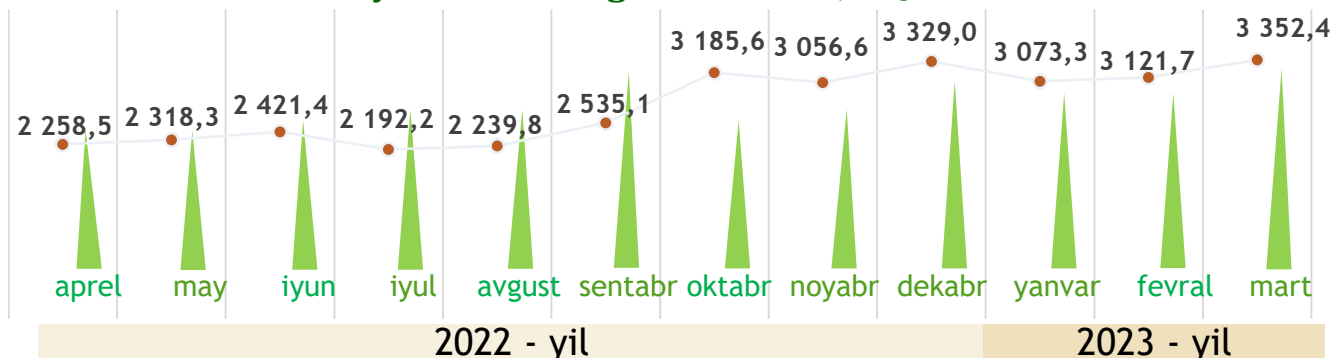
Yuridik shaxs maqomiga ega bo'lgan korxonalar va tashkilotlarda ishlovchi xodimlarning o'rtacha oylik nominal hisoblangan ish haqlari (keyingi o'rinlarda – o'rtacha oylik ish haqi) har bir iqtisodiy faoliyat turlarida turlicha farqlanadi.

O'rtacha oylik nominal hisoblangan ish haqi tarkibiga qo'shimcha to'lovlar, mukofot pullari, rag'batlantiruvchi to'lovlar, kompensatsiya va ishlamagan vaqti uchun to'lovlar, shuningdek, jismoniy shaxslardan olinadigan daromad solig'i va kasaba uyushmasiga ajratmalar kiradi.

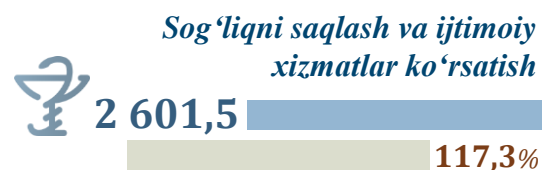
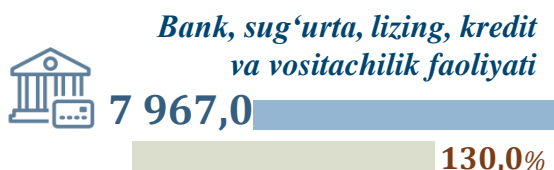


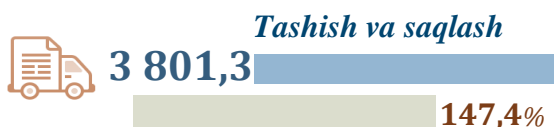
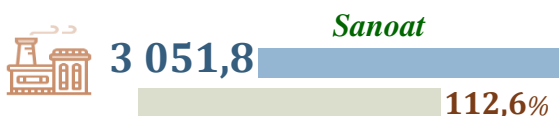
O'rtacha oylik ish haqining tarmoqlar bo'yicha o'zgarish dinamikasi, yanvar-mart, ming so'm



2022-2023 - yillar o'rtacha oylik ish haqining oylar kesimidagi dinamikasi, ming so'm



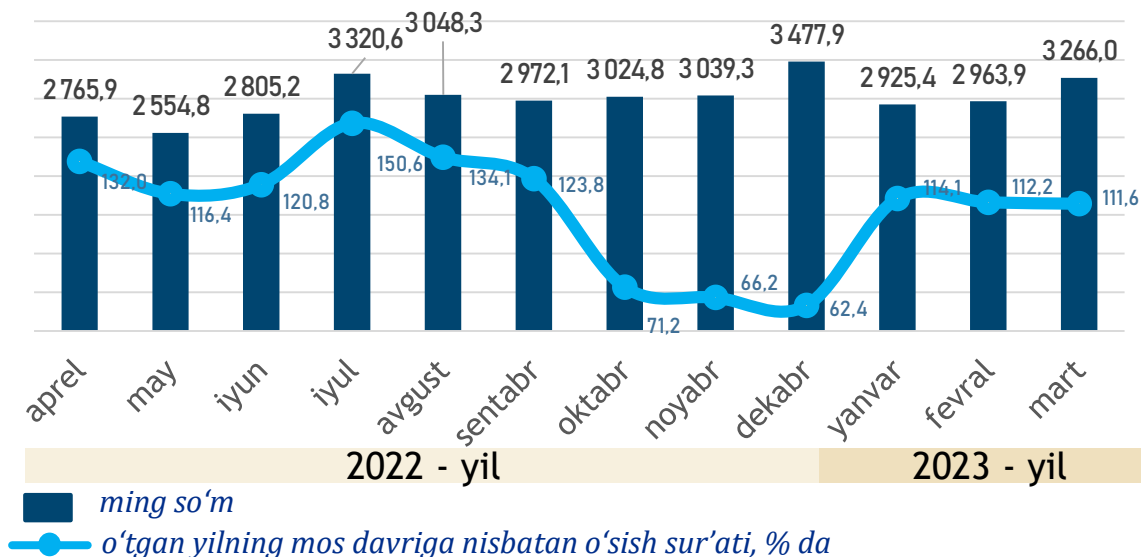
Iqtisodiy faoliyat turlari kesimida o'rtacha oylik ish haqi 2023 yil yanvar-mart, ming so'm



2023 - yil yanvar-mart oylarida iqtisodiy faoliyat turlari bo'yicha o'rtacha oylik ish haqining eng baland ko'rsatkichi – axborot va aloqa sohasiga to'g'ri kelib, o'tgan yilning mos davriga nisbatan o'sish darajasi **152,7 %** ni tashkil etdi.

Shuningdek, Tashish va saqlash sohasi **147,4 %**, bank, sug'urta, lizing, kredit va vositachilik faoliyati sohasi **130,0 %**, ta'lim **119,0 %**, sog'liqni saqlash va ijtimoiy xizmatlar ko'rsatish **117,3 %**, sanoat sohasi **112,6 %**, hamda savdo sohasi **105,3 %**, ga o'sganligini ko'rishimiz mumkin.

SANOAT SOHASIDA O‘RTACHA OYLIK ISH HAQI



Sanoatning asosiy tarmoqlari bo‘yicha o‘rtacha oylik ish haqi, ming so‘m



2 534,5

Qayta ishlash
sanoati



2 185,3

Suv bilan ta‘minlash,
kanalizatsiya tizimi,
chiqindilarni yig‘ish
va utilizatsiya qilish

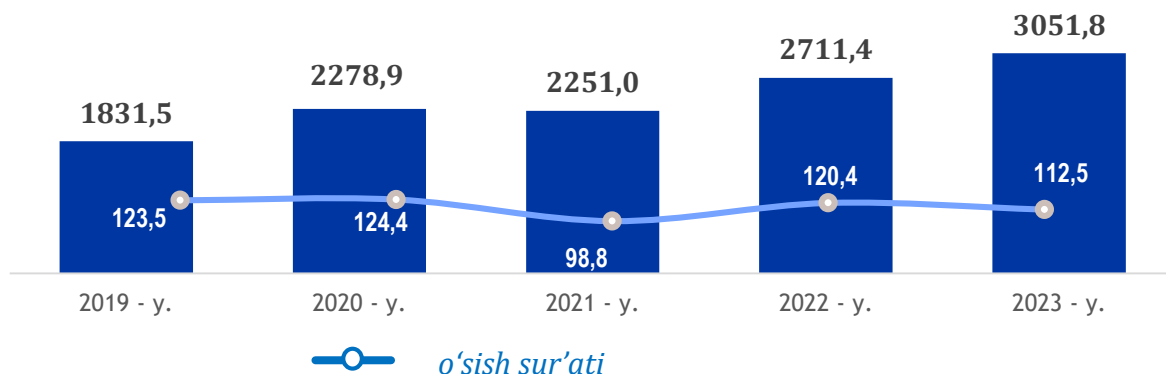


6 180,4

Elektr, gaz, bug‘
bilan ta‘minlash va
havoni konditsiyalash

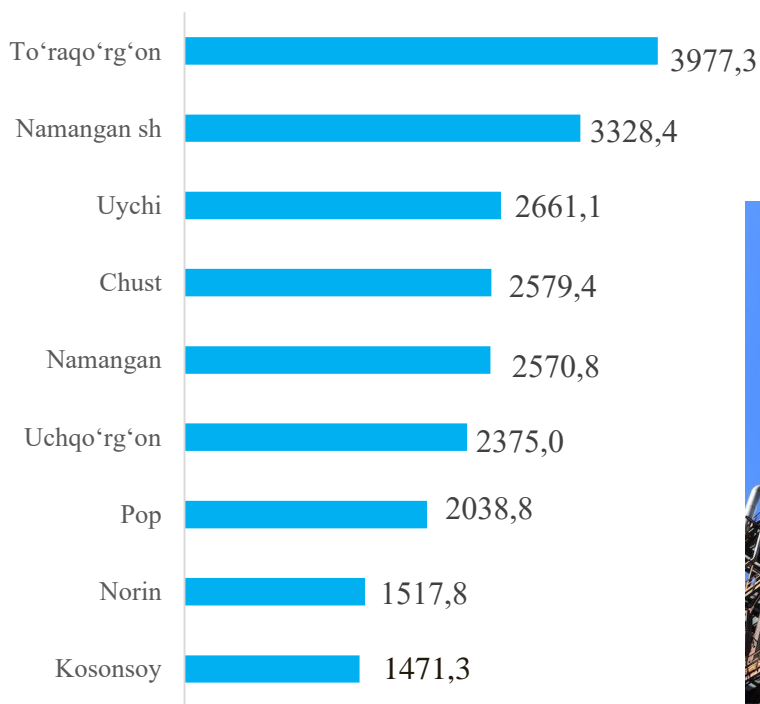
Sanoatning asosiy tarmoqlari bo‘yicha o‘rtacha oylik ish haqining eng yuqori ko‘rsatkichi elektr, gaz, bug‘ bilan ta‘minlash va havoni konditsiyalash (**6 180,4 ming so‘m**) da kuzatildi.

O'rtacha oylik ish haqining yillar kesimidagi dinamikasi, ming so'm



Sanoat iqtisodiy faoliyat turi bo'yicha o'rtacha oylik ish haqining eng yuqori ko'rsatkichi To'raqo'rg'on tumani (**3977,3 ming so'm**), Namangan shahar (**3328,4 ming so'm**) kuzatildi.

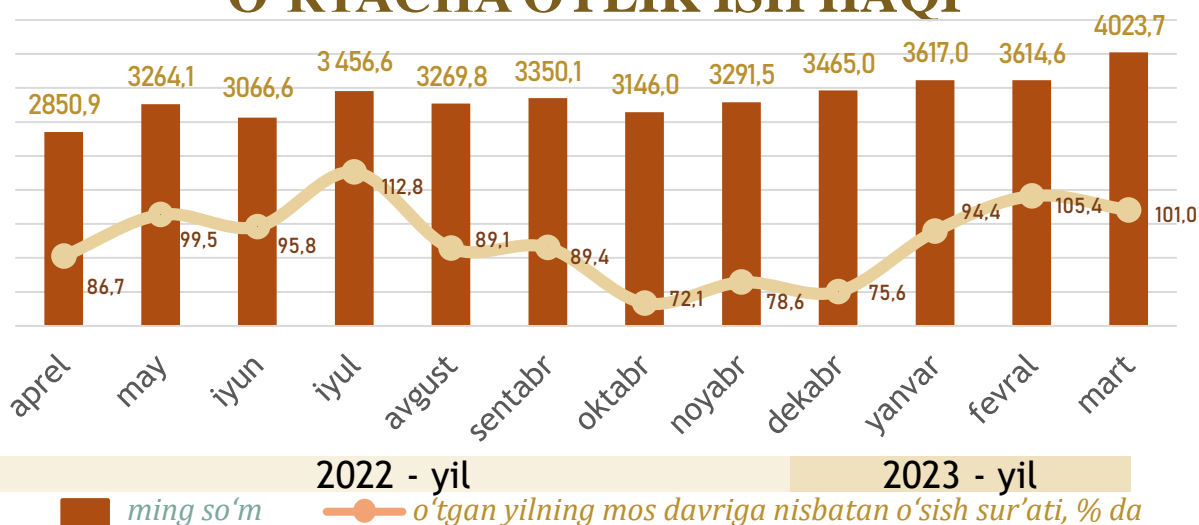
Hududlar kesimida



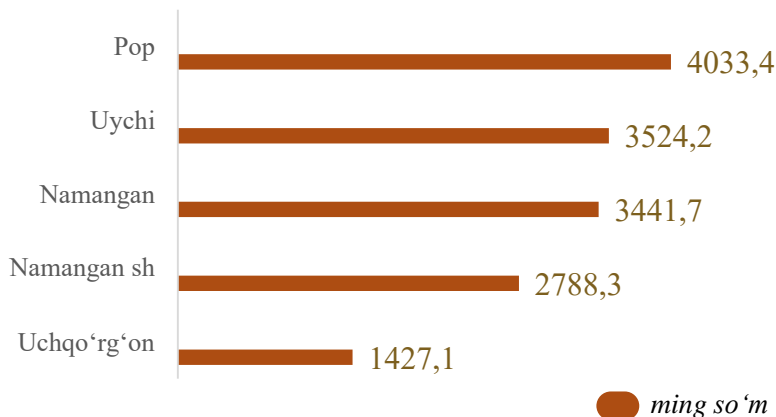
ming so'm



QURILISH SOHASIDA O'RTACHA OYLIK ISH HAQI

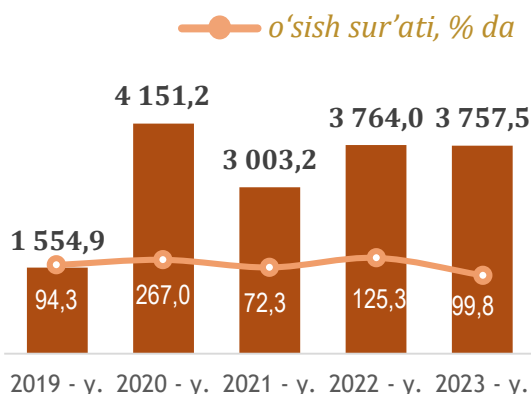


Hududlar kesimida

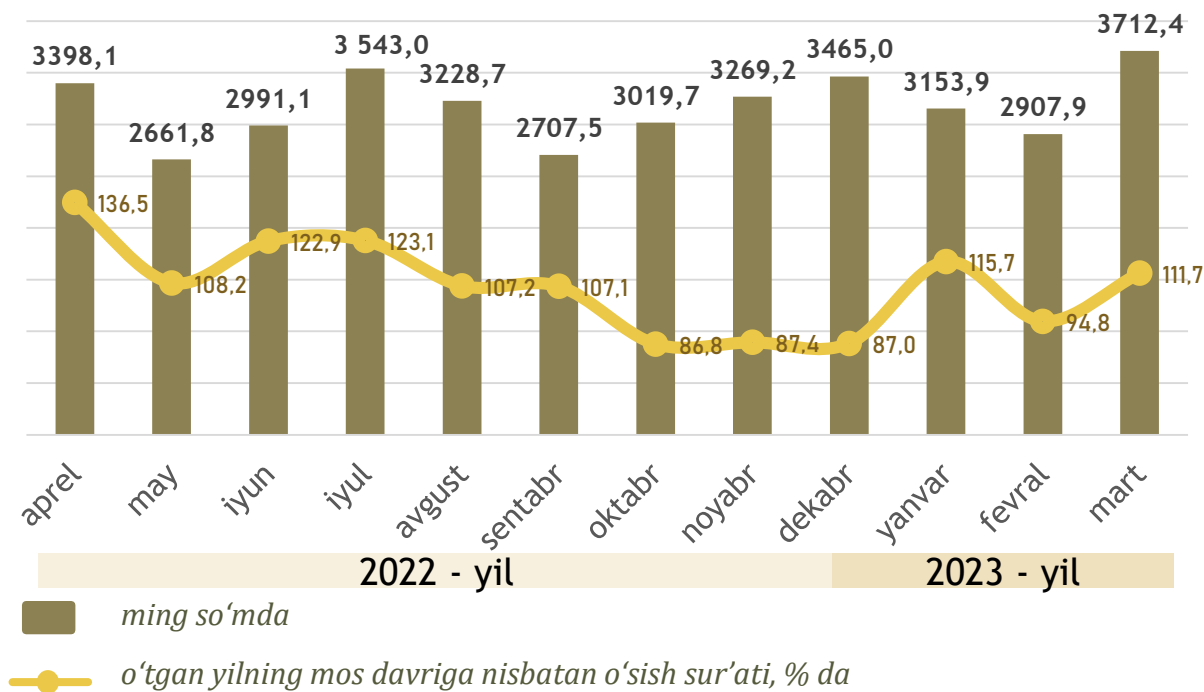


Qurilish faoliyat turi bo'yicha o'rtacha oylik ish haqining eng yuqori ko'rsatkichi Pop tumani (**4033,4 ming so'm**), Uychi tumani (**3524,2 ming so'm**), Namangan tumani (**3441,7 ming so'm**) da qayd etildi.

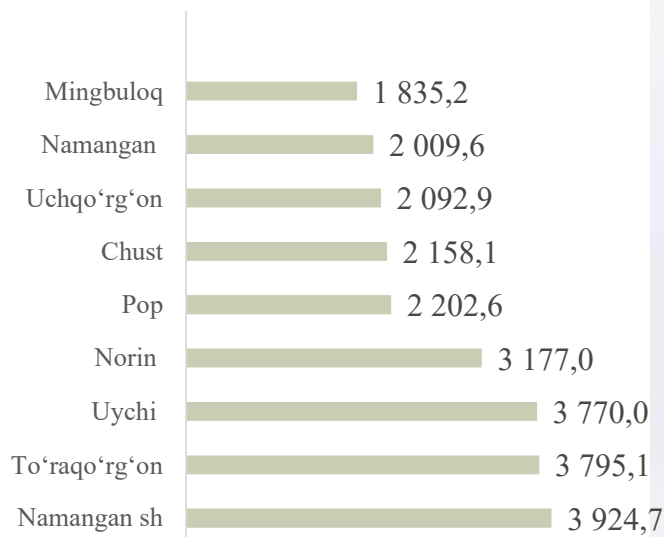
O'rtacha oylik ish haqining yillar kesimidagi dinamikasi, ming so'm



SAVDO SOHASIDA O‘RTACHA OYLIK ISH HAQI

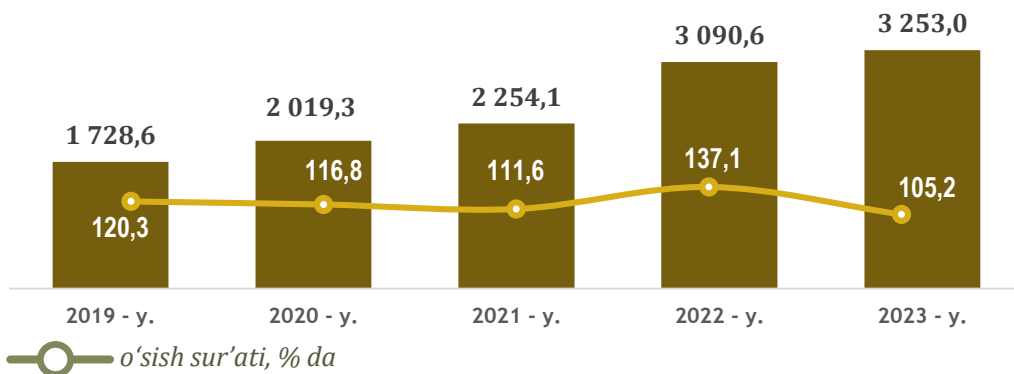


Hududlar kesimida



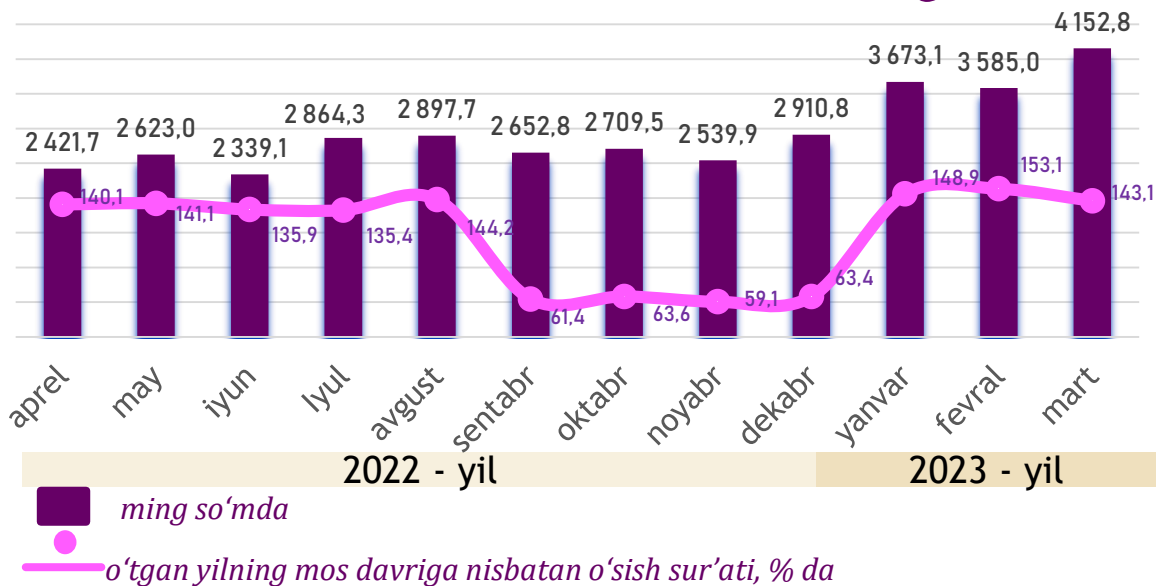
● ming so'm

O'rtacha oylik ish haqining yillar kesimidagi dinamikasi, ming so'm



Savdo faoliyat turi bo'yicha o'rtacha oylik ish haqining eng yuqori ko'rsatkichi Namangan shahri (**3924,7 ming so'm**), To'raqo'rg'on tumani (**3795,1 ming so'm**), hamda Uychi tumanida (**3770,0 ming so'm**) qayd etildi.

TASHISH VA SAQLASH SOHASIDA O‘RTACHA OYLIK ISH HAQI

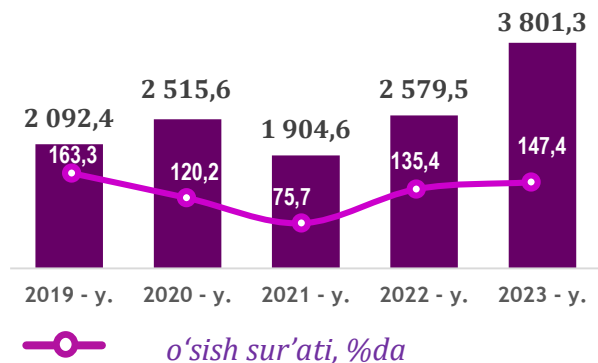


HUDUDLAR KESIMIDA

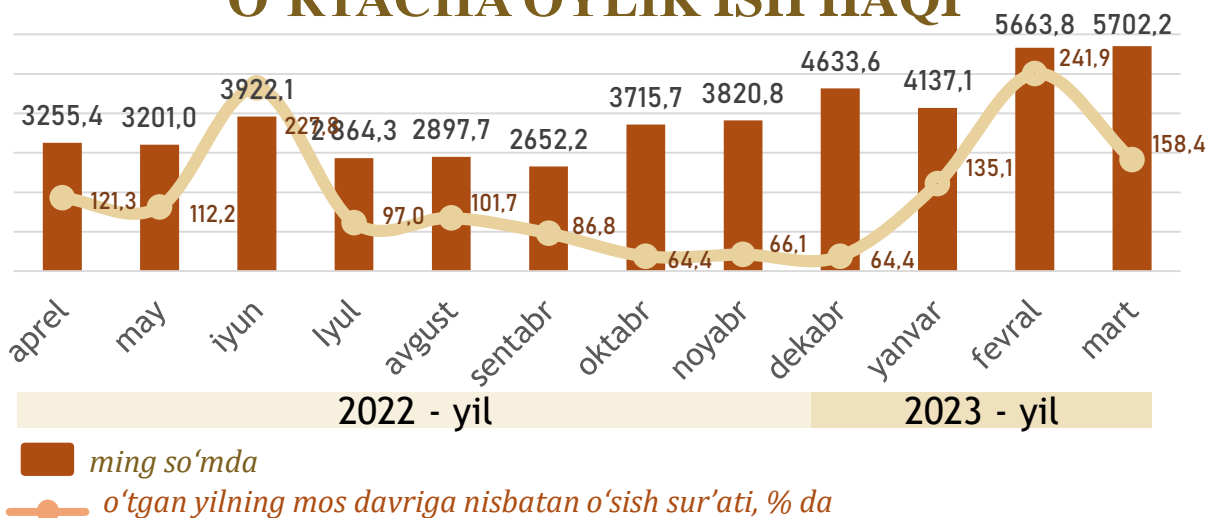


O‘rtacha oylik ish haqining yillar kesimidagi dinamikasi, ming so‘m

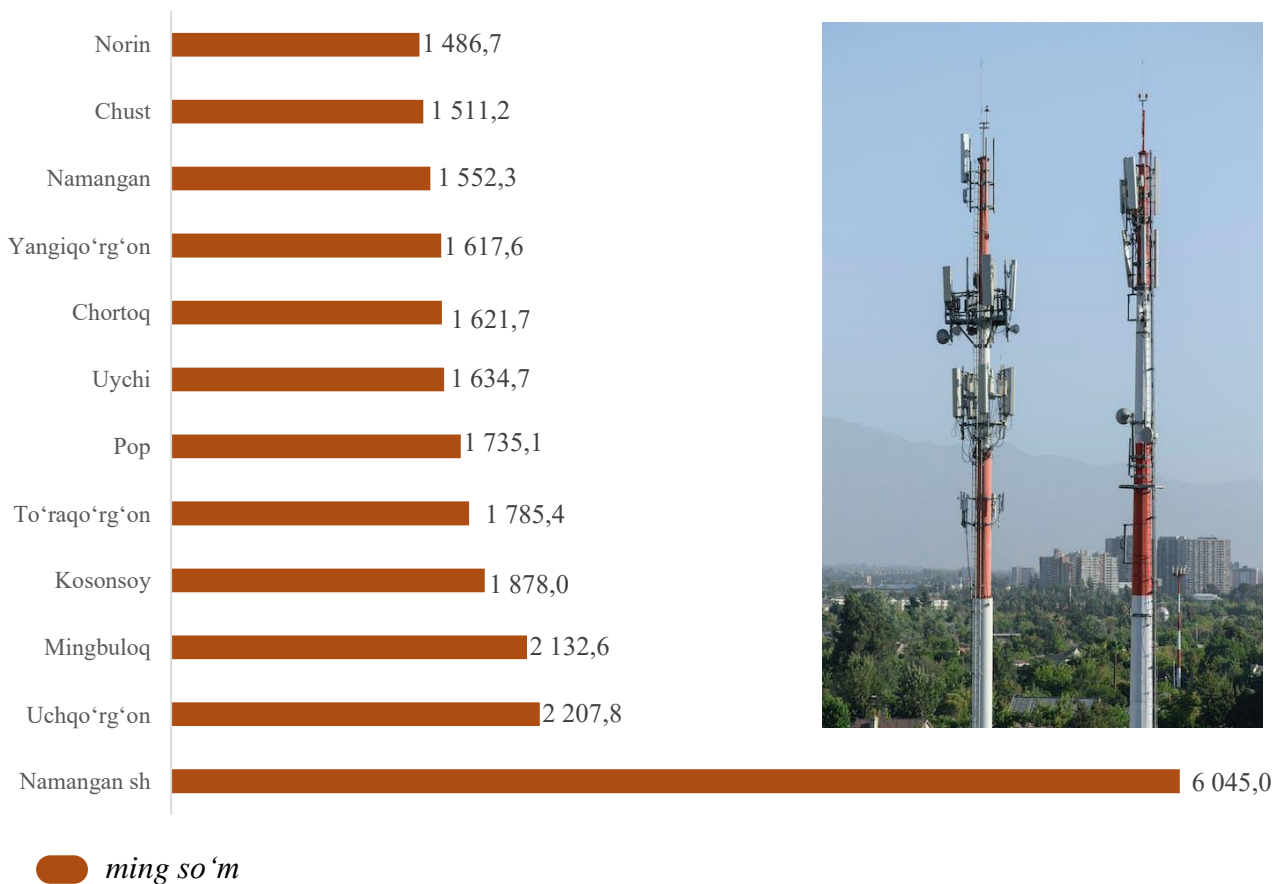
Tashish va saqlash iqtisodiy faoliyat turi bo‘yicha o‘rtacha oylik ish haqi Namangan shahrida (**3801,3 ming so‘m**) ni tashkil etdi.



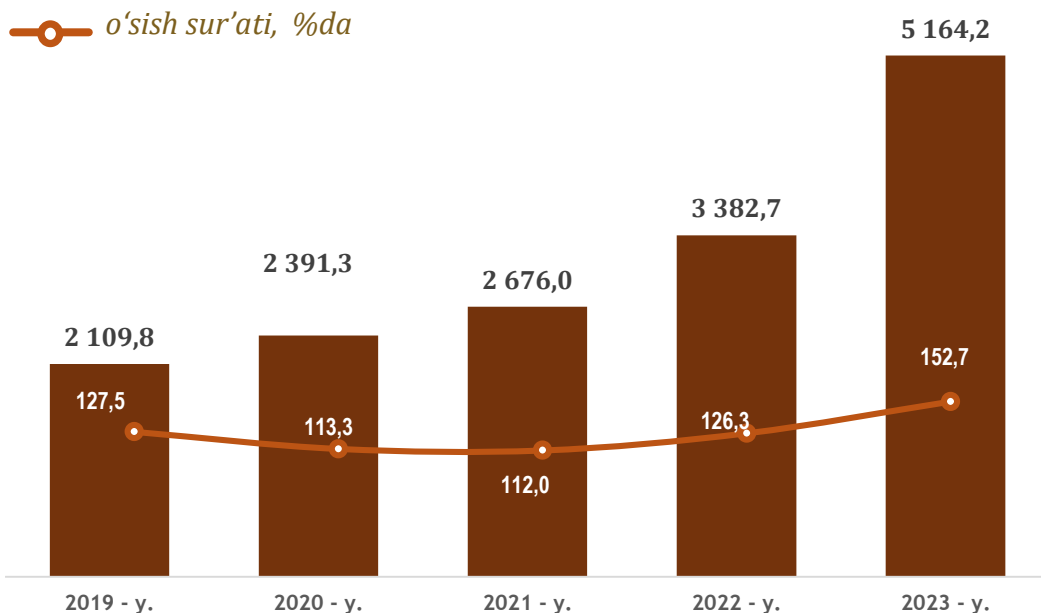
AXBOROT VA ALOQA SOHASIDA O‘RTACHA OYLIK ISH HAQI



Hududlar kesimida



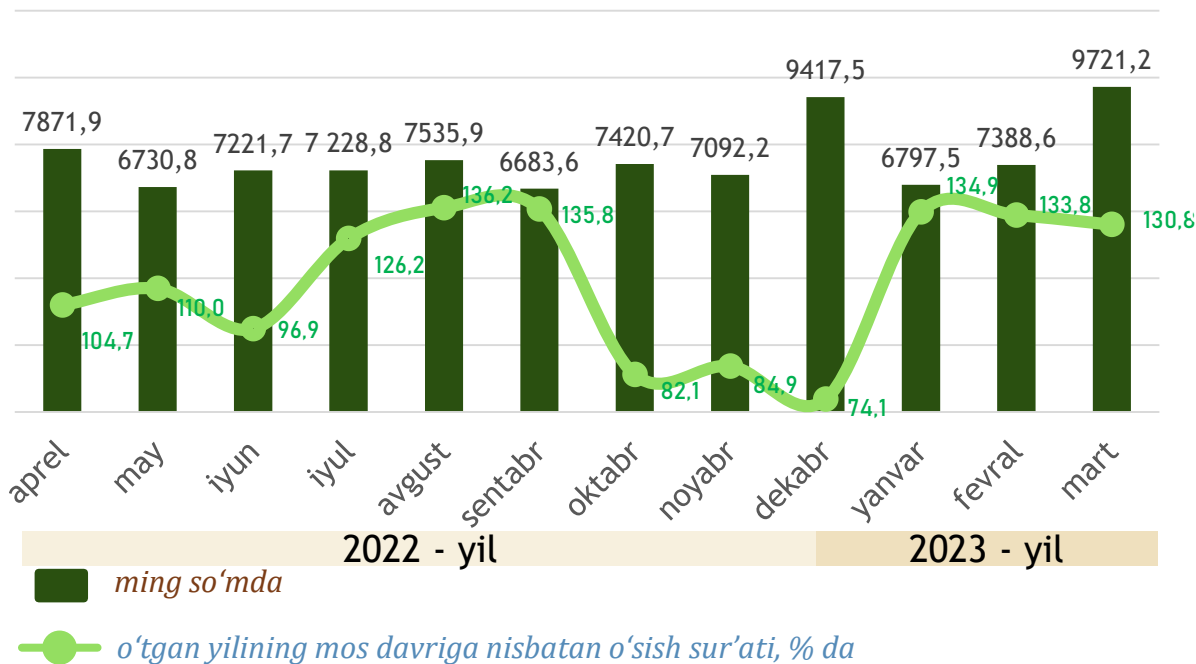
O'rtacha oylik ish haqining yillar kesimidagi dinamikasi, *ming so'm*



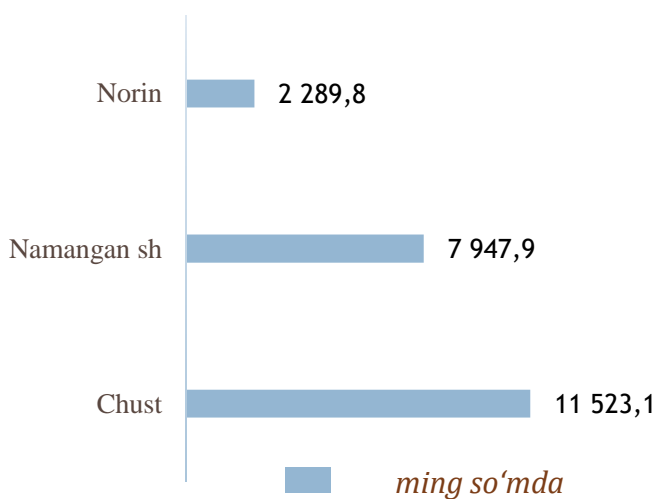
Axborot va aloqa faoliyat turi bo'yicha o'rtacha oylik ish haqining eng yuqori ko'rsatkichi Namangan shahri (**6045,0 ming so'm**), Uchqo'rg'on tumani (**2207,8 ming so'm**) hamda Mingbuloq tumani (**2132,6 ming so'm**) da kuzatildi.



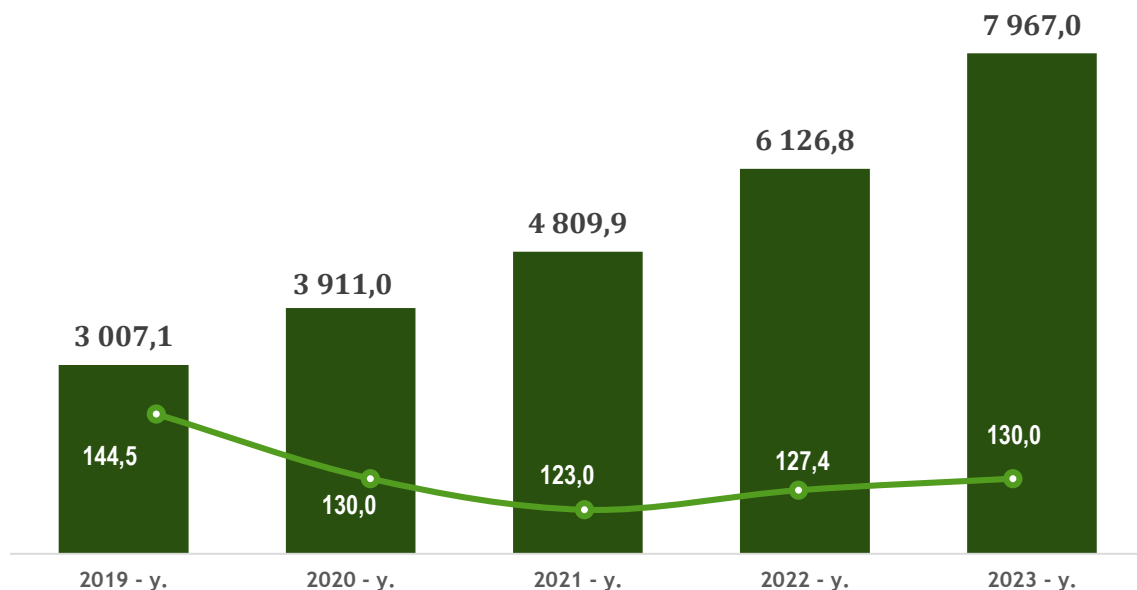
BANK, SUG'URTA, LIZING, KREDIT VA VOSITACHILIK SOHASIDA O'RTACHA OYLIK ISH HAQI



Hududlar kesimida



O'rtacha oylik ish haqining yillar kesimidagi dinamikasi, ming so'm

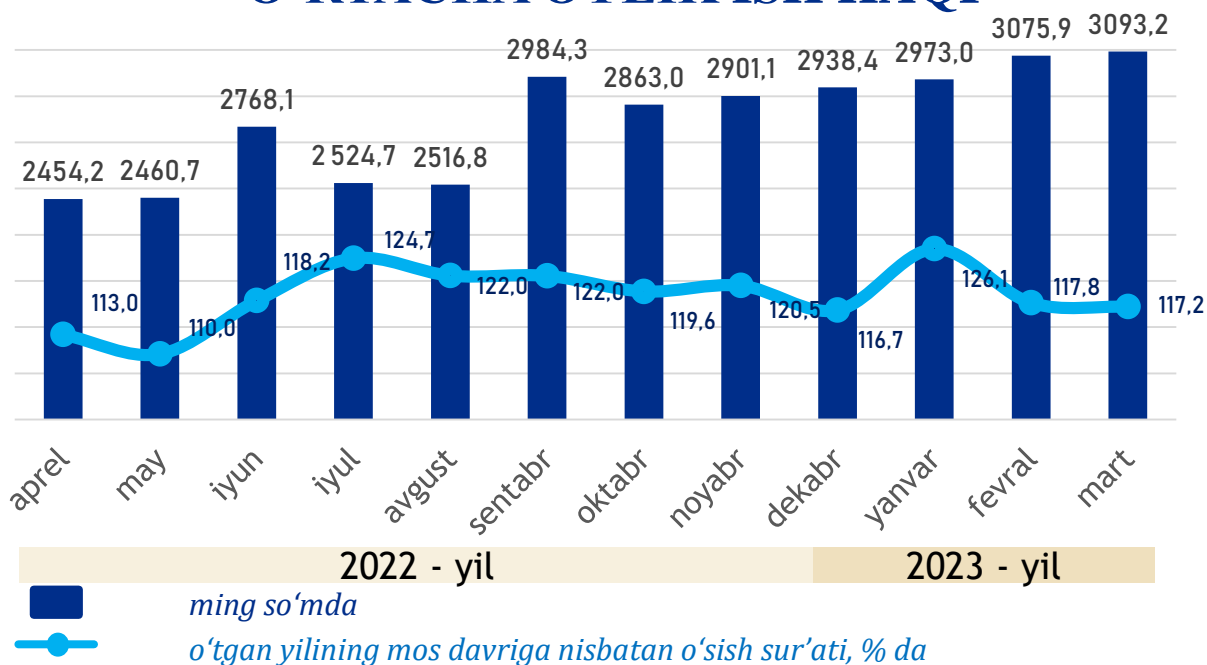


—○— o'sish sur'ati, %da ■ ming so'm

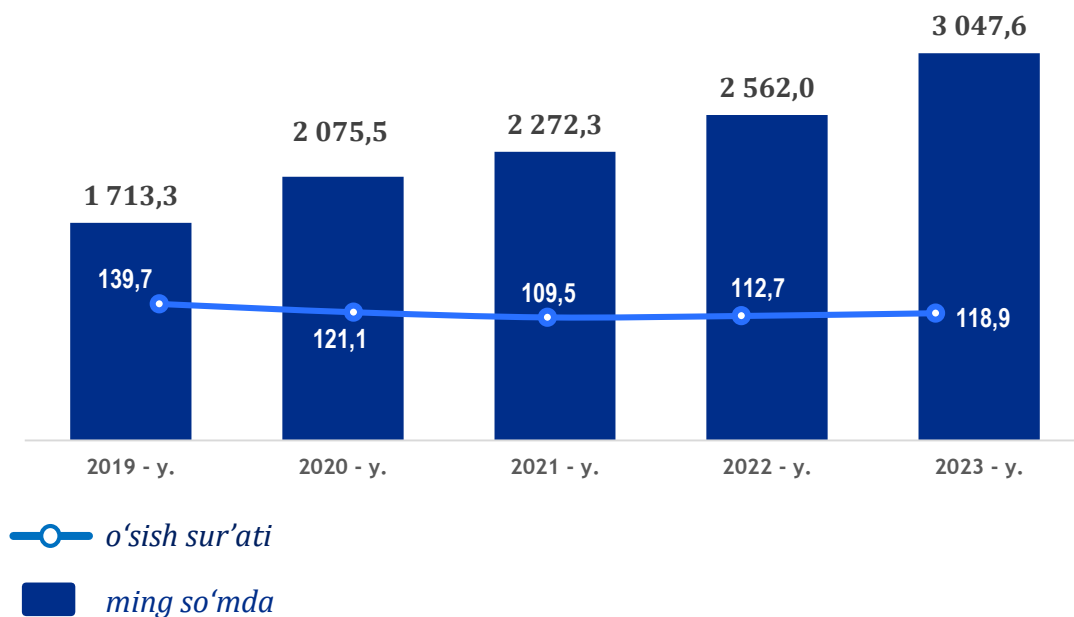
Bank, sug'urta, lizing, kredit va vositachilik faoliyati iqtisodiy faoliyat turi bo'yicha o'rtacha oylik ish haqining yuqori ko'rsatkichi Chust tumani (**11 523,1 ming so'm**) hamda Namangan shahrida (**7 947,9 ming so'm**) da kuzatildi.



TA'LIM SOHASIDA O'RTACHA OYLIK ISH HAQI



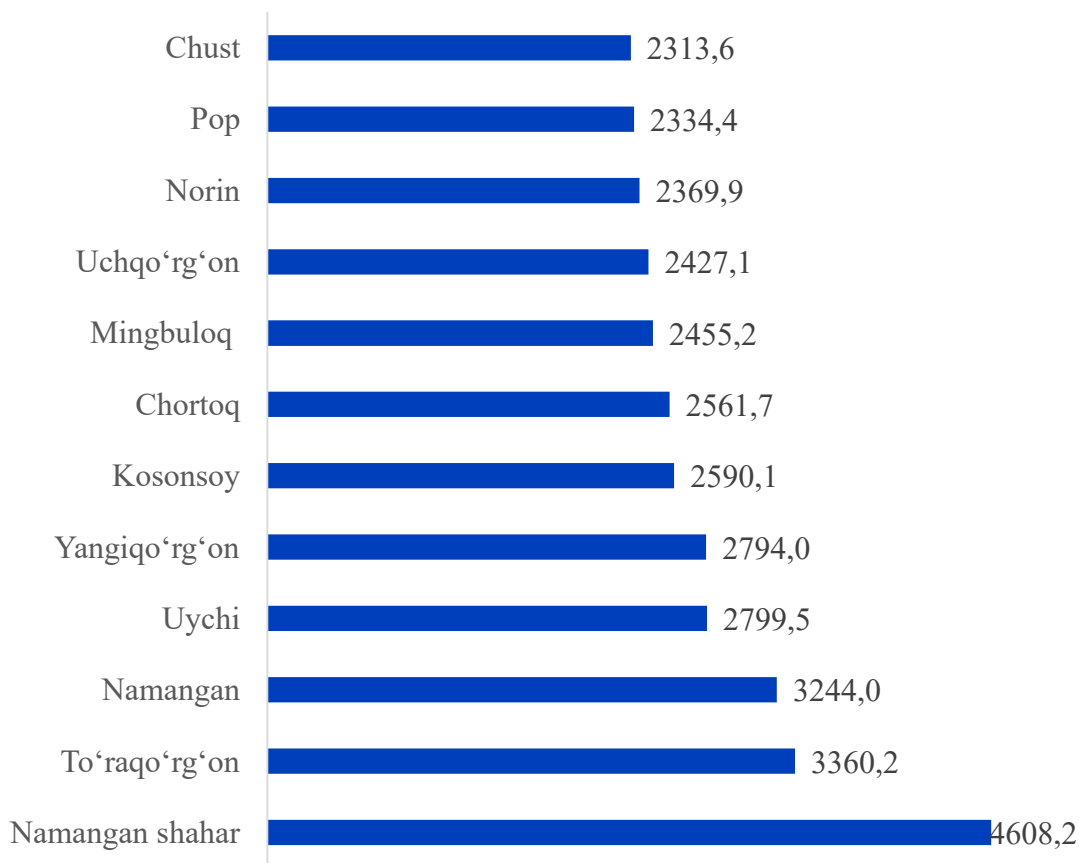
O'rtacha oylik ish haqining yillar kesimidagi dinamikasi, ming so'm



Hududlar kesimida

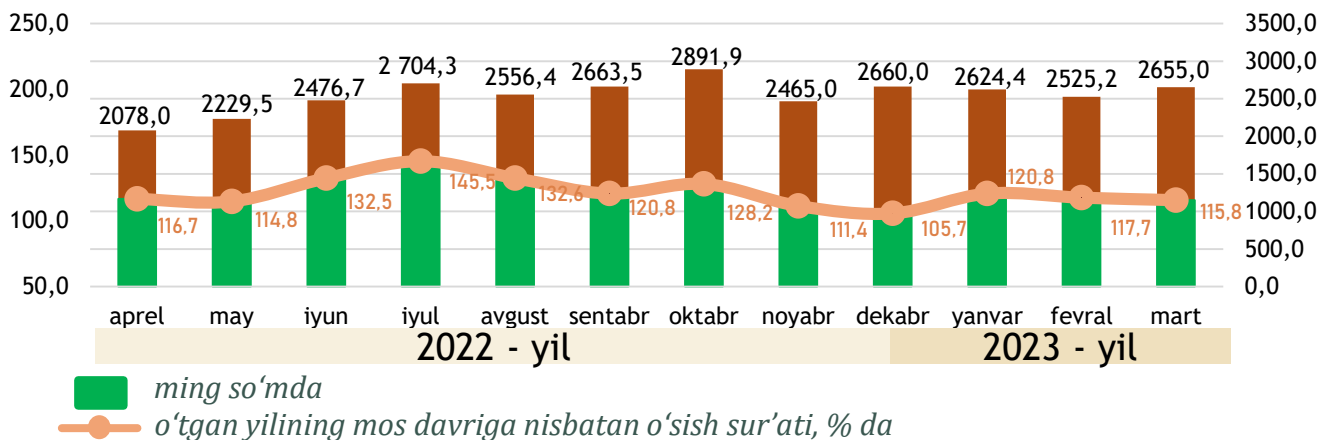
Ta'lim sohasi bo'yicha shahar va bir qator tumanlarda o'rtacha oylik nominal hisoblangan ish haqining viloyat o'rtacha oylik ish haqiga nisbatan yuqori ko'rsatkichi Namangan shahri (**4608,2 ming so'm**), va To'raqo'rg'on tumani (**3360,2 ming so'm**)da kuzatildi.

Shu bilan bir qatorda, viloyatning ba'zi tumanlari ta'lim sohasidagi o'rtacha oylik nominal hisoblangan ish haqi ko'rsatkichi viloyat darajasidan past bo'ldi. Chust tumanida (**2313,6 ming so'm**), Pop tumanida (**2334,4 ming so'm**), Norin tumanida (**2369,9 ming so'm**), hamda Uchqo'rg'on tumanida (**2427,1 ming so'm**) qayd etildi.

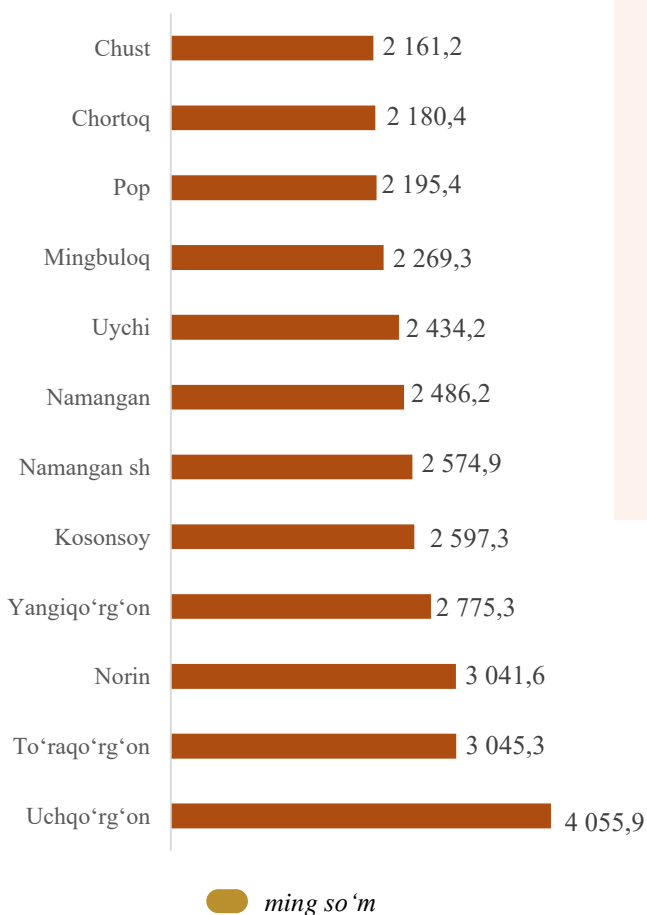


■ ming so'm

SOG'LIQNI SAQLASH VA IJTIMOYIY XIZMATLAR KO'RSATISH SOHASIDA O'RTACHA OYLIK ISH HAQI



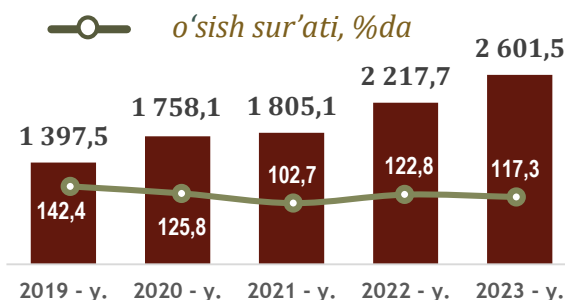
Hududlar kesimida



Sog'liqni saqlash va ijtimoiy xizmatlar ko'rsatish bo'yicha bir qator tumanlarda o'rtacha oylik nominal hisoblangan ish haqining viloyat o'rtacha oylik ish haqiga nisbatan yuqori ko'rsatkichi Uchqo'rg'on (**4055,9 ming so'm**), To'raqo'rg'on (**3045,3 ming so'm**), Norin (**3041,6 ming so'm**) da kuzatildi.

Shu bilan bir qatorda, viloyatning ba'zi tumanlari Sog'liqni saqlash va ijtimoiy xizmatlar ko'rsatish sohasidagi o'rtacha oylik nominal hisoblangan ish haqi ko'rsatkichi viloyat darajasidan past bo'ldi. Chust (**2161,2 ming so'm**) hamda Chortoq (**2180,4 ming so'm**) tumanlarida qayd etildi.

O'rtacha oylik ish haqining yillar kesimidagi dinamikasi, ming so'm



DEMOGRAFIYA VA MEHNAT STATISTIKASI BO'LI MI

Nominal hisoblangan ish haqi – ma'lum bir davr (soat, oy, yil) mobaynida xodim tomonidan ishlab chiqarilgan mahsulot (bajarilgan ish yoki ko'rsatilgan xizmat) evaziga ish beruvchilar tomonidan, amaldagi qonun hujjatlariga asoslangan holda soliq va boshqa to'lovlarni o'z ichiga oluvchi yollanma xodimning mehnatiga haq to'lash tarzida jismoniy shaxsga pul shaklida hisoblangan daromadlardan iborat.



Tel.: 69 227-84-91